






1. Fixer la suspenste sur la charpente



2. Positionner le contre-joint



3. Positionner la membrane pare-vapeur Easyvap



4. Positionner le joint et clipser la tête



5. Rendu final